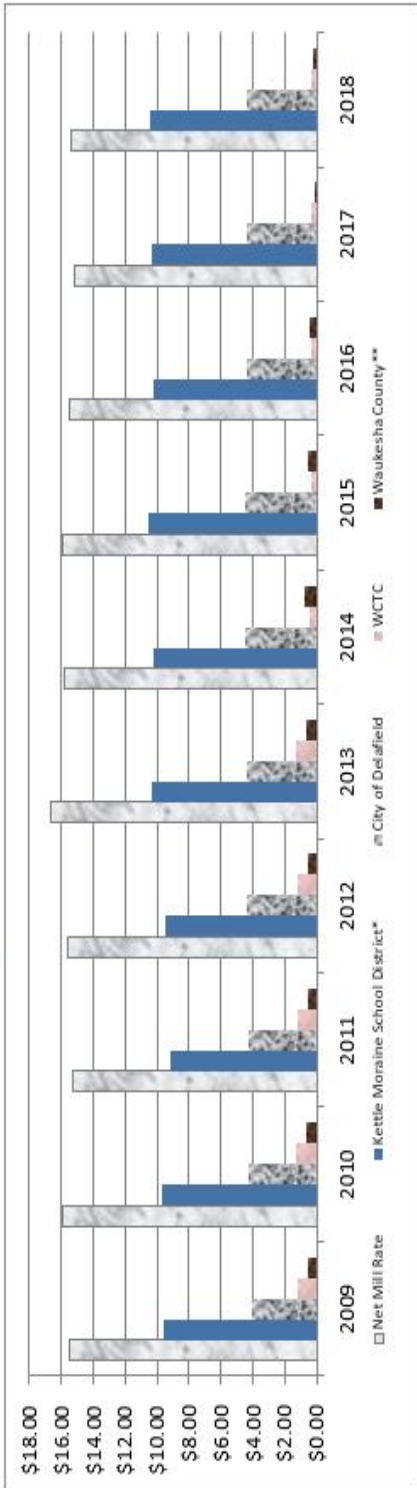


City of Delafield Mill Rates 2009-2018



"Mill Rate" is defined as the tax per dollar of assessed value of property. The rate is expressed in "mills," where one mill is one-tenth of a cent (\$0.001).
 *See City of Delafield website for tax rates pertaining to Lake Country/Arrowhead and Oconomowoc Area School Districts.
 **Includes State of Wisconsin (through 2016) and school tax credits.



CITY OF DELAFIELD

Prepared by
 Marie Williams, CMTW
 Finance Officer/Treasurer
 500 Genesee Street, Delafield, WI 53018

Phone: 262-646-6220
 Direct: 262-303-4515
 Fax: 262-646-6223
 E-mail: mwilliams@ci.delafield.wi.us
 Website: www.cityofdelafield.com

CITY OF DELAFIELD

*500 Genesee Street
 Delafield, WI 53018*

**2018 Combined
 Property Tax
 Report**



Based on 2019 budgets adopted by the City of Delafield; School Districts of Kettle Moraine, Lake Country, Arrowhead, and Oconomowoc; WCTC; Waukesha County; and the State of Wisconsin.

Tel: (262) 646-6220

The Components of Your Tax Dollar

The total net tax levy for all units of local government decreased overall by \$338,049 (2%) compared to last year. Tax levies increased for the City of Delafield (2%), WCTC (1%), Kettle Moraine School District (2%), Lake Country/Arrowhead School District (1%), and Oconomowoc Area School District (5%). Waukesha County's levy stayed virtually the same. The state school tax credit decreased by 1/2%.

The net combined property tax rate increased by 20 cents compared to last year for properties in the Kettle Moraine School District, and remained relatively flat in the Lake Country/Arrowhead and the Oconomowoc Area School Districts.

Tax rates increased for the City of Delafield (5 cents), Kettle Moraine School District (14 cents). Tax rates decreased for the Waukesha County (2 cents), Lake Country/Arrowhead School District (5 cents), and the Oconomowoc Area School District (7 cents). The tax rate for WCTC stayed virtually flat. The state school tax credit rate decreased by 2 cents from last year.

City Officials Involved In The City Budget

Kent Attwell, Mayor
Tom Hafner, City Administrator

Common Council Members

District 1 Jeff Krickhahn
District 2 Jim Behrend
District 3 Jackie Valde
District 4 Wayne Dehn
District 5 Matt Grimmer
District 6 Kevin Maples
District 7 Tim Aicher

Comparative Property Tax Rates Per \$1,000 of Assessed Value

Units of Government	2017 ¹	2018 ^{2,3}	Change
City of Delafield	\$4.35	\$4.40	\$0.05
Kettle Moraine School District	\$10.29	\$10.43	\$0.14
Waukesha County	\$1.99	\$1.98	(\$0.01)
Waukesha County Technical College (WCTC)	\$0.38	\$0.38	\$0.00
State School Tax Credit	(\$1.82)	(\$1.80)	\$0.02
Total	\$15.19	\$15.39	\$0.20

Excludes Lottery & First Dollar Tax Credits; differences due to rounding

¹Funds the 2018 Budget.

²Funds the 2019 Budget.

³Rates must be used with 2018 assessed value to determine 2018 net taxes as shown on your tax bill; totals differ due to rounding.

⁴See City of Delafield website for tax rates pertaining to Lake Country/Arrowhead and Oconomowoc Area School Districts

Lottery & First Dollar Credits

This year the Lottery Credit is \$169.55 for each qualifying property. The State Constitution limits the Lottery Credit to a homeowner's primary residence. The First Dollar Tax Credit is \$69.82, producing additional tax relief. (These figures represent credits for the Kettle Moraine School District. See City of Delafield website for rates pertaining to other school Districts.)

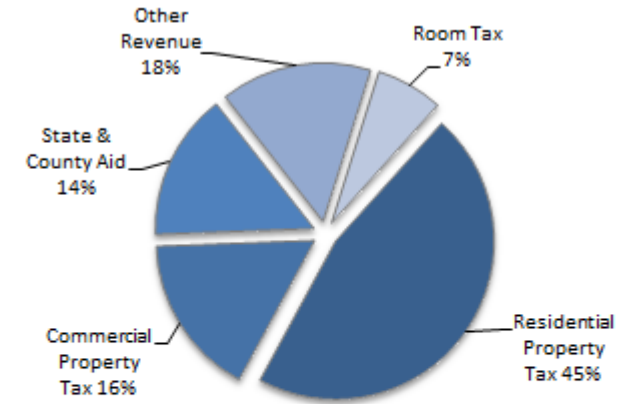
FOR INFORMATION ON
Tax Bill Payment.....262-548-7029
City Budget.....262-303-4626
This Report.....262-303-4515

Please contact other units of government for information regarding their budgets.

For complete financial information, please visit the City of Delafield's website at:

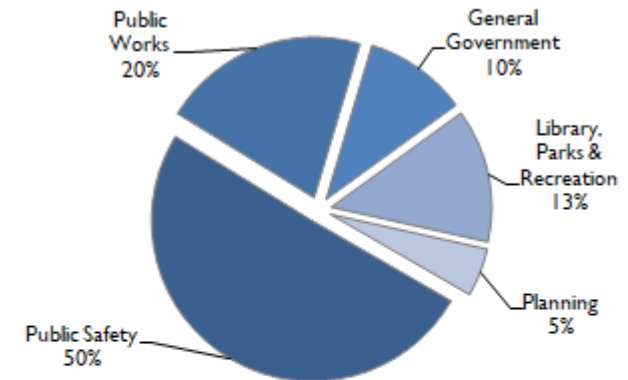
<http://www.cityofdelafield.com/506/Finance>

2019 Budget Sources of City Revenue*



Property Taxes: Residential (\$ in thousands)	\$3,218
Property Taxes: Commercial	\$1,147
State & County Aid	\$1,044
Non-Property Tax (Other) Revenue	\$1,073
Room Tax	\$475
Total	\$6,956

City Services Provided by this Revenue*



Public Safety (\$ in thousands)	\$3,550
Public Works	\$1,466
General Government	\$731
Library, Parks & Recreation	\$947
Planning & Development	\$342
Total	\$7,036

*Excludes general obligation debt service paid by the City.